


**Optional Items**



**Laser Engraver**

# GCC LaserPro X252

**Best Value Laser Engraver with Unsurpassed Durability and Quality**



## X252

- 25"x 18" (635 x 458 mm) working area
- Closed-loop DC servo control for precise and rapid movement of the lens carriage
- Reliable DC excited CO<sub>2</sub> laser
- Pass-through doors to accommodate oversized objects
- Uniquely innovative user-friendly features

Specification		X252RX
Laser Source		80W, 100W Sealed CO <sub>2</sub> Laser
Laser Cooling		Water Cooled
Work Area		25 x 18 in. (635 x 458 mm)
Max. Part Size (W x L x H)	All doors closed	27 x 19 x 6.5 in. (685 x 482 x 165 mm)
	All doors open	27 x ∞ x 6.5 in. (685 x ∞ x 165 mm)
Table Size		31.1 x 20.9 in. (790 x 530 mm)
Dimensions		64.9 x 36.6 x 40.9 in. (1650 x 930 x 1040 mm)
Driving Motor		Closed-loop DC servo control
Maximum Motor Speed*		40 IPS
Speed Control		Adjustable from 0.1~100% (Up to 16 color-linked speed settings per job)
Power Control		Adjustable from 0~100% (Up to 16 color-linked power settings per job)
Engraving Capability		256-level gray scale image processing capability
Distance Accuracy		0.254 mm or 0.1% of move, whichever is greater
Resolution (DPI)		Available 125, 250, 500, 1000
Z-Axis Movement		Automatic
Focus Lens		Standard 2.0", Optional 1.5", 3"
Computer Interface		Standard printer port and 2.0 USB Port
Memory Buffer		32MB standard
Compatible Operating Systems		MS Windows
Safety		Class I Laser Product Compliant with EN60825 , Class II Laser Product Compliant with CDRH 2006/42/EC Machinery Directive Compliance Class 4 Laser Product Compliant with CDRH with the optional pass-through door module
Operation Voltage		200-240VAC, 50/60Hz Auto Switching, MAX. 8A.
Power Consumption		1320W
Water Chiller		External water chiller required
Fume Extraction System		External exhaust system with minimum flow rate 640m <sup>3</sup> /h (CFM 377 ft <sup>3</sup> /h) is required, 2.3kPA negative pressure (Pure-Air PA-1000FS @ 4" exhaust port)

\* Speed is not equal to throughput. See dealer or visit [www.GCCworld.com](http://www.GCCworld.com) for more details.  
 Δ Specifications are subject to change without prior notice.

Authorized Dealer




[www.GCCworld.com](http://www.GCCworld.com)



GCC Headquarters 4F-1., No.236, Fude 2nd Rd., Xizhi Dist., New Taipei City 22151, Taiwan 886-2-6616-6692 Fax : 886-2-2694-6875  
 GCC China No.1, Chen Feng Road, Yushan, Kunshan, Jiangsu 215300, China 86-512-5726-1515 Fax : 86-512-5726-1518  
 GCC Europe B.V. Eglantierbaan 43-45, 2908 LV, Capelle a/d IJssel, The Netherlands 31-10-458-9367 Fax : 31-10-451-9874  
 GCC America, Inc 20453 E Valley Blvd. Walnut, CA 91789, USA 1-909-718-0248 Fax : 1-909-718-0251  
 US & Canada Only Toll Free: 1-888-284-5211





Laser Engraver

# GCC LaserPro X252




## GCC LaserPro X252

The GCC LaserPro X series offers an economical alternative for laser cutting and engraving. The GCC LaserPro X series is equipped with dependable sealed CO<sub>2</sub> laser which offers a reliable source of 80W and 100W of power for mass production requirements.

### Motion System with DC Servo Motor

The GCC LaserPro X252 utilizes a high speed closed-loop DC servo motor for precise and fast carriage movement to ensure exceptionally accurate cutting outputs.



### Programmable Origin

Easy-to-use position modes allow the operator an effortless way to setup a job with Drag-N- Engrave. Repetitive workflows can be drastically simplified by relocating the origin position to any desired location.

### Pass-through Front and Rear Doors (Optional)

Optional front and rear door design enables operators to load extremely long working pieces.




### Key Switch & Emergency Stop

Key switch safeguards the machine from unauthorized use. Prominent emergency button located on the top of the machine allows operators to stop the laser and the motion carriage immediately to provide a safe operating environment.

### Easy-to-use Control Panel

A control panel with coherent hot-key design and graphic icon displays that allows you to directly change the laser parameter setting, set jobs to repeat unlimited times, queue job, delete jobs, and more.



### SmartBOX™ (Optional)

The innovative design is composed of a ventilation box, a honeycomb table and rearrangeable magnetic supporting pieces. The SmartBOX™ provides great cutting quality and remarkably enhance air extraction.

### AutoFocus (Patented)

The plug-and-play probe design makes focusing a one-touch process and provides the accuracy and precision for optimum quality in the lasing process.



### SmartCENTER™ (Patented)

The super user-friendly SmartCENTER™ function helps end users to easily and automatically locate the center point of objects of any shape vastly eliminating tedious setup time.